

FL-DuoEDFA-C

Dual Line C Band Erbium Doped Fiber Amplifier



FLAST-W/EDFA series fiber amplifiers is a proprietary product of FiberLAST. All-optical, gain clamped erbium doped fiber amplifier design ensures high gain, low noise figure and excellent output power stability. Unlike the conventional EDFAs, FiberLAST FLAST-W/EDFA series products are based on all-optical gain-clamping technology allowing a wide dynamic range of signal input power in real time. The product series cover all the Telecommunication band and it can be supplied with C band, L band or C+L band to be efficiently used in wideband DWDM and ultra WDM fiber optical communication systems and optical distribution networks.

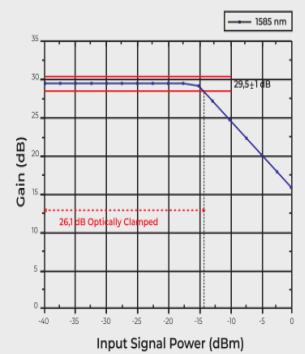
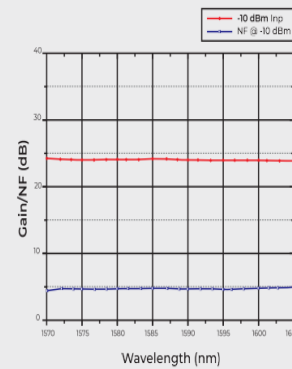
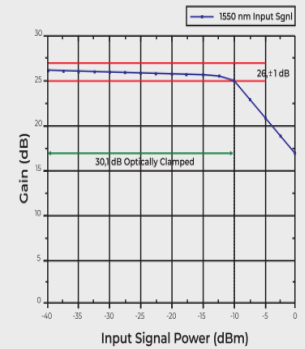
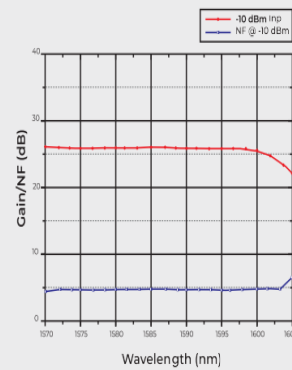


Applications

- Fiber-optic communication
- Long-haul communication
- Single channel operations
- DWDM, CWDM networks
- CATV systems

Features

- High stability
- High optical clamping ability
- Input signal power independency
- ACC, APC, AGC operation modes
- High gain flatness
- Low noise figure
- Variable gain
- Wide-band amplification
- Fast transient (fs Pulse)
- Remote management software



Merkez: ODTÜ Teknokent Galyum Blok Z-3, 06800 Çankaya-Ankara/ Türkiye

Şube: Mustafa Kemal Mah. Dumlupınar Blv. 280/D-E Blok E-2, METU Teknokent, 06530 Çankaya-Ankara/Türkiye

Tel +90 312 205 59 29 **Fax** +90 312 210 15 95 **E-mail** info@fiberlast.com.tr

www.fiberlast.com.tr

FL-DuoEDFA-C

Dual Line C Band Erbium Doped Fiber Amplifier



Parameters	Technical Specifications
WDM MUX/DEMUX Ports (Optional)	Optional
Amplifier Wavelength Range	1530 – 1563 nm (typ 1527 – 1563 nm) (C-Band) 1570 – 1605 nm (L-Band) 1530 – 1605 nm (C+L Band)
Amplifier Frequency Band	191,81 THz – 195,94 THz
Amplifier Gain	≥25 dB (variable in ACC)
Amplifier Noise Figure	≤5 dB
Optical Input Power	(-40) – (-10) dBm
Amplifier Saturated Output Power	15 dBm
Monitoring Port	Monitoring port exist for outputs (LC/UPC)
Optic Connector	LC / UPC
Line Protection (optional)	Built-in line protection switch
Line Protection Transition time	≤50 ms (typ 10 ms)
Communication Interface	RJ45 Ethernet (management port, optionally customizable)
Power Supply	220 VAC, 50 Hz (optionally customizable)
Dimensions	483 x 230 x 44 mm (19" 1U rackmount)
Case Types	Rackmount
System Management	Description
Measured Parameters	<ul style="list-style-type: none">- Amplifier In-Out signal power levels- Amplifier gain- Amplifier laser diode current- Amplifier laser temperature- Amplifier power supply voltage levels
Optional	Protection line switch status, both line power levels and states
Alarms	<ul style="list-style-type: none">- Amplifier In-Out signal levels, ("TOO LOW" for In / "TOO HIGH" for out)- Amplifier laser diode current- Amplifier laser overheating- Device overheating- Amplifier power supply voltage levels
Others	Any parameters can be added according to the customer request

FiberLAST Fiber Lazer Sistemleri ve Teknolojileri A.Ş.

Merkez: ODTÜ Teknokent Galyum Blok Z-3, 06800 Çankaya-Ankara/ Türkiye

Şube: Mustafa Kemal Mah. Dumlupınar Blv. 280/D-E Blok E-2, METU Teknokent, 06530 Çankaya-Ankara/Türkiye

Tel +90 312 205 59 29 **Fax** +90 312 210 15 95 **E-mail** info@fiberlast.com.tr

www.fiberlast.com.tr